

# 8800S Digital Radio Test Set

Hybrid Bench and Field Portable Design

2015 Brochure

The most important thing we build is trust

**COBHAM**




## Cobham 8800S Digital Radio Test Set

The NEW 8800S expands upon the unprecedented features of the 8800 Series with higher direct input power handling of 125 W; ensuring the 8800S is ready for any test environment.

With its hybrid portable design, the industry's largest color touch-screen display, ruggedness, internal battery, power accuracy, advanced automated test and alignment, fast VSWR/Return Loss and Cable Fault measurements, the 8800S offers RF professionals a whole new experience in radio test.

### At A Glance

• Dimensions:	34.3 cm x 29.3cm x 14.6 cm
• Display Size:	30.5 cm (12 inches)
• Weight:	17 lbs (Base Unit)
• Battery:	Internal, 2.5+ Hours Operation
• Rugged:	30 G Shock
• Test Range:	-140 dBm to 500 Watts
• LMR Tests:	P25, P25 Phase II, DMR, NXDN™, dPMR™, ARIB T98, FM, AM



1. USB
2. Headphone Jack
3. Microphone
4. Digital Multi-Meter
5. Home Key Control

6. Audio Out Port, BNC
7. Audio In Port, BNC
8. Oscilloscope Port, BNC
9. RF GEN Port, Type N
10. T/R Duplex Port, Type N

11. Internal Loudspeaker
12. In-Line Power Meter (Optional)
13. Arrow Controls
14. Antenna Port, Type N

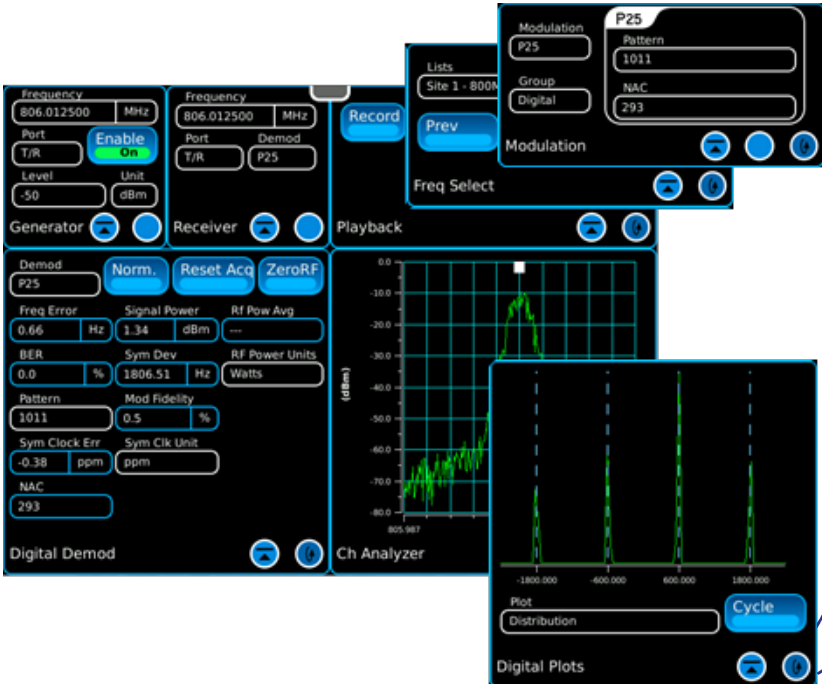
### Hybrid Portable Design

The 8800S combines the performance and features of a bench-level test set with the portability and ruggedness of a field-level instrument. Weighing only 17 lbs (7.71 kg), an internal battery with 2.5+ hour of operation, and rugged 30 G shock rating, now test professionals will no longer compromise portability for critical test features; and vice versa. Advanced features ranging from automated test and alignment to digital modulation analysis plots to even an internal 500 W (4% accuracy) in-line power meter are all available within a one-box solution!



### Unprecedented Display Size and User Interface

The 8800S is designed for maximum test efficiency. With the industry’s largest display, ultra-fast store and recall “Presets”, and its unique “Fast-Stack” user interface that allows test tiles to be stacked on one another and quickly accessed, test professionals can set up analog and digital tests in seconds and have instant access to more displayed meters and test functions.



Exclusive “Fast Stack” Feature

8800 User Interface with “Fast Stack” Tile Access

## Complete Digital and Analog Test Suite

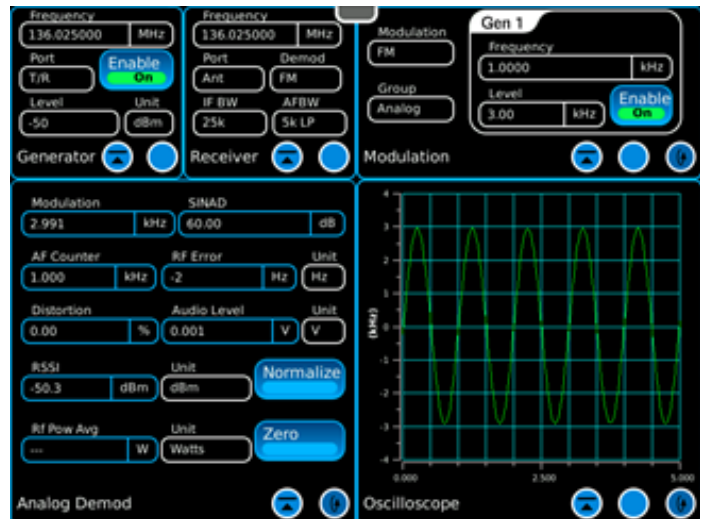
The global land mobile radio (LMR) market is rapidly transitioning from analog to digital. Therefore, test instrumentation must test both legacy analog systems as well as the new emerging digital standards. The 8800S is designed with advanced frequency, power, and modulation analysis instruments for both analog and digital systems.

### The 8800S LMR System Tests:

- P25
- P25 Phase II
- DMR
- NXDN
- dPMR
- ARIB T98
- AM
- FM

### Analog Test Features:

- Audio Oscilloscope
- Channel Analyzer
- Dual Modulation Source
- Audio Function Generator
- Tone Remote/Two-Tone/Tone Sequential
- Meters
  - RF Error
  - RF Power
  - Frequency
  - SINAD
  - Distortion
  - Audio Frequency
  - Audio Level
  - DMM

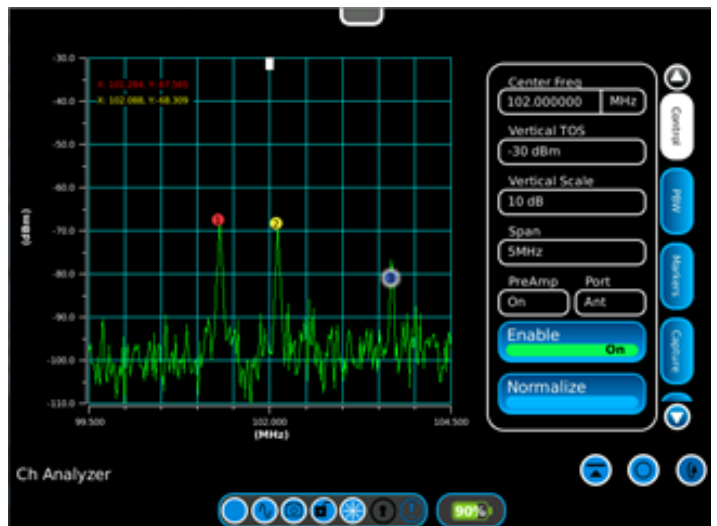


Example Analog Test Setup

### Expanded Channel Analyzer with Markers

The channel analyzer offers a unique expanded display mode, which dedicates the entire screen to the analyzer. Combining the expanded mode with the industry's largest color display provides test professionals with an easy-to-see spectrum display, regardless of the test distance.

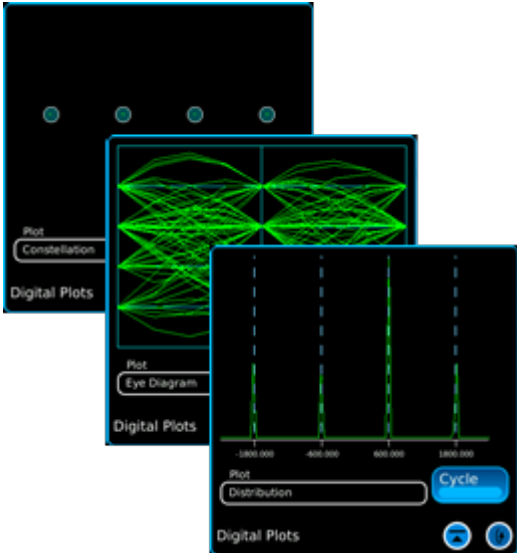
The channel analyzer now sweeps approximate four times per second and offers up to six color markers for identifying signals and interference. An on-screen marker table provides users with instant frequency, level, and delta information on monitored signals.



Channel Analyzer with Markers

Digital Test Features:

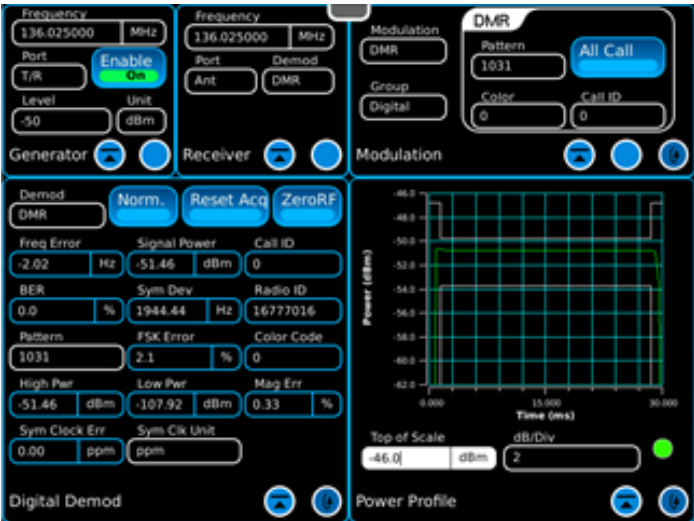
- Digital Test Patterns
- Distribution, Constellation, Eye Diagram Plots
- TDMA Burst Profile with Mask for DMR
- Digital Voice Quality Verification
- Meters
  - Signal Power      - Slot Power
  - FSK Error          - Symbol Deviation
  - Magnitude Error   - Symbol Clock Error



Modulation Analysis Plots

DMR Burst Power Profile Plot

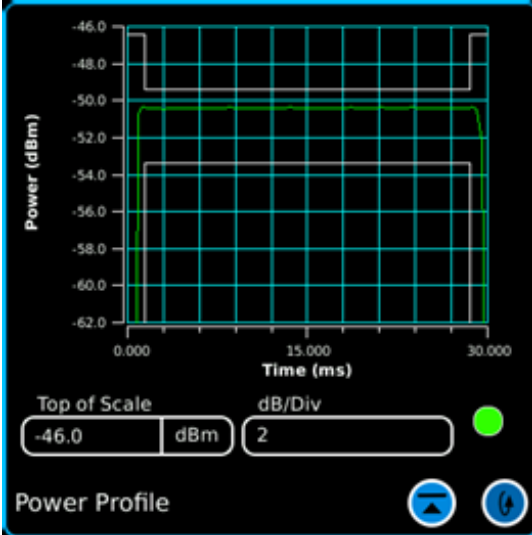
DMR is an ETSI standard with specific pass and fail parameters defined for the TDMA burst power in a slot. The Burst Power Profile plot on the 8800S captures and displays the power profile of the burst in the active slot. Additionally, the 8800S offers an **exclusive** pass and fail mask, defined with the ETSI standard's burst profile parameters, to visually indicate incorrect burst power. Proper bursts will display in green while burst errors will display in red.



Example Digital Test Setup

Digital Modulation Plots

Proper analysis of a radio's modulator requires digital modulation analysis plots, such as Distribution, Eye Diagram, and Constellation. These plots provide visual diagnostics of issues, such as deviation and symbol clock errors, to catch failing radios before they are deployed. The 8800S provides these plots as well as an exclusive "Cycle" features, which allows ultra-fast toggling between the digital plots; ensuring full analysis in minimal time.



DMR Burst Profile Plot with Mask

## Color Meters

The 8800S features color-coded meters for quick indication of pass and fail test results. Using the configuration tile, upper and lower limits for each meter can be set and saved by the user. Measurements that exceed the set limits will display “red” for values above the limit and “blue” for values below the limit.

Now test professionals can perform fast “Go, No-Go” measurements simply by monitoring meter color indications.

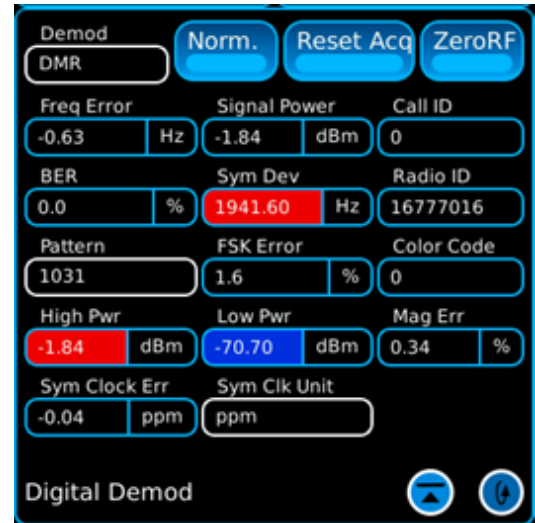
## Frequency List

Land mobile radios are often tested and aligned at multiple frequencies to ensure maximum performance. This requires various transmit and receive frequencies to be set on the test instrumentation, which can be time consuming.

The 8800S’ frequency list feature eliminates lengthy and cumbersome frequency entry. Frequency lists can be created using a configuration tool that allow users to:

- Create and Edit Frequency Lists
- Set 8800S Generator Frequency
- Set 8800S Receiver Frequency
- Set 8800S Generator Level
- Name Each Channel in the List

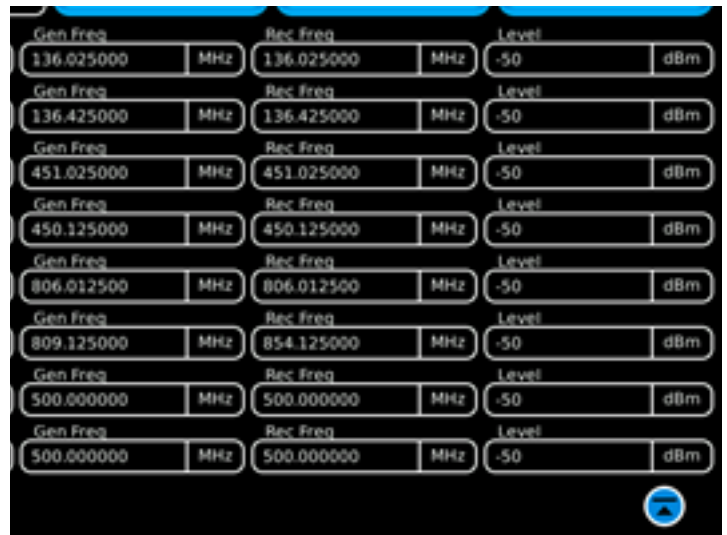
Using the Frequency Select control tile, users can quickly choose their desired frequency list and then select “previous” and “next” to access frequencies defined in the list; allowing for simple, very fast transmitter and receiver tests.



Meters with Color Pass/Fail Indicators



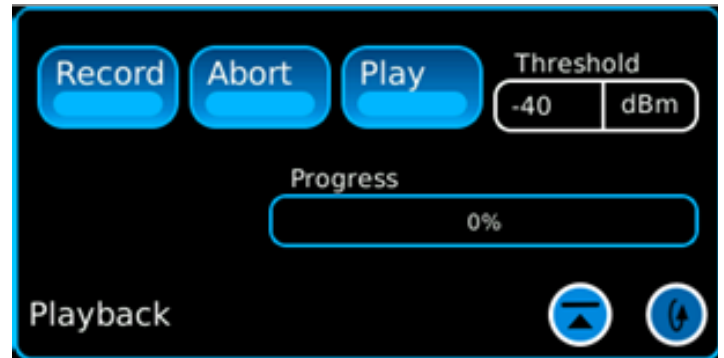
Frequency Select Control Tile



Frequency List Configuration Tile

### Digital Voice Tests

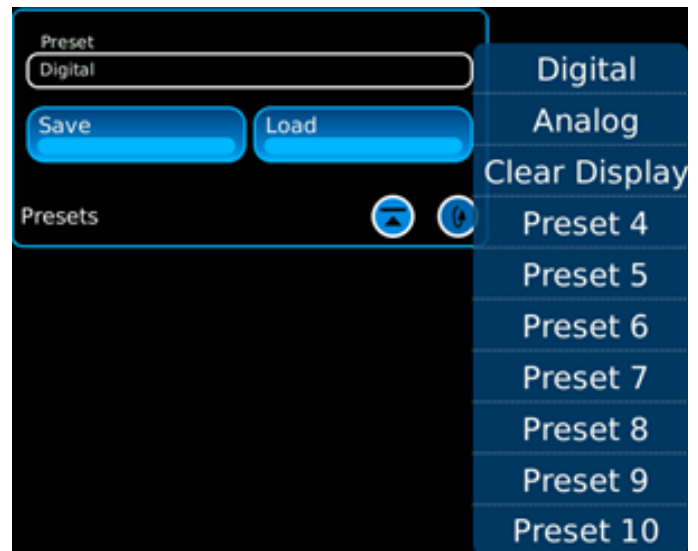
The 8800S provides digital voice quality testing with its unique Record & Playback feature for P25, DMR, dPMR, NXDN, and ARIB T98 radio systems. Now users can record live voice from a radio under test, regardless of vocoder type, and play back the recording to the radio for audio quality verification. An “ideal” audio recording can be saved for each digital modulation type (P25, DMR, etc.) allowing for fast play back and audio quality verification of the radio under test.



Record & Playback Tile for Voice Quality Testing

### Quick Presets

The Presets feature allows for common analog and digital tests to be set up in only seconds on the 8800S! Three default presets and seven user-defined presets are included. A Preset saves open tiles, tile locations, modulation type, audio routing, and filter settings.



Presets Manager

### Internal In-Line Power Meter

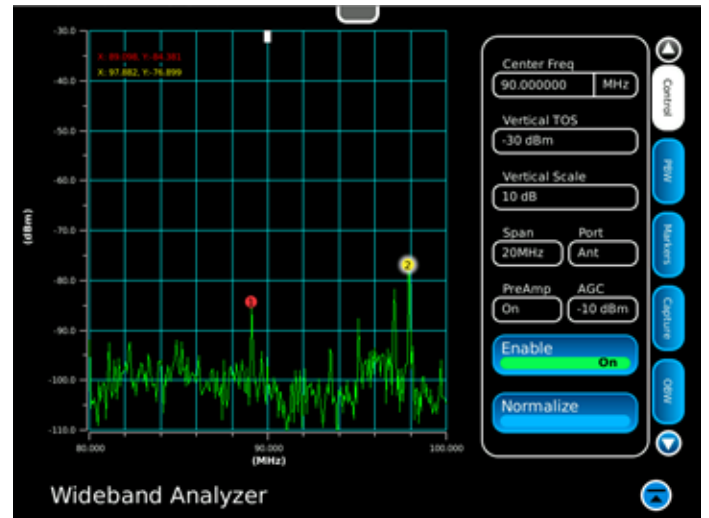
The 8800S features an optional internal, 500 W in-line power meter with 4% accuracy! In-line power meters are especially useful test tools at remote repeater sites with high-power transmitters and cable/antenna networks. Now test professionals can measure true average and peak power, including VSWR. Since the in-line meter is built-in, you can ensure that this valuable tool will not be forgotten.



In-Line Power Meter Tile

## Wideband Analyzer

In addition to the full suite of field-level test instrumentation, the 8800S features a 50 MHz Wideband Analyzer with up to six color markers. This powerful feature allows desired signals, interferers, and other spectrum anomalies to be viewed. Screen hold and capture features provide instant storage of screen images to be saved and exported to a PC for later analysis and documentation.

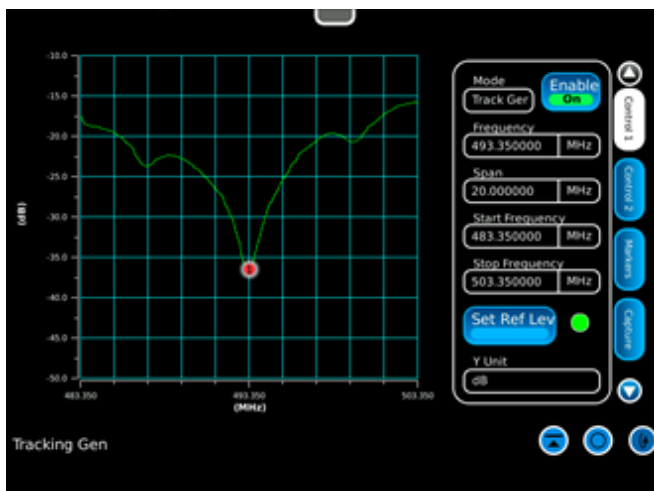


Wideband Analyzer with Color Markers

## Tracking Generator

RF professionals maintain antenna transmission networks and tune duplexers, in addition to radio tests. With the optional tracking generator (88XXOPT10) and Precision VSWR/DTF Kit (114348), the 8800S provides a simple, fast tool for VSWR, Return Loss, Insertion Loss, and Distance to Fault measurements.

The 8800S' soft case permits complete operation of the test set while inside the case. It is also specially designed with compartments for the return loss bridge and power divider, which allows for VSWR, Return Loss, and Distance-to-Fault measurements to be performed **in the case**. This exclusive feature test set up and ensures that these important accessories are not forgotten.



Tracking Generator with VSWR Measurement



The 8800S in Soft Case with Return Loss Bridge Connected



## Auto-Test

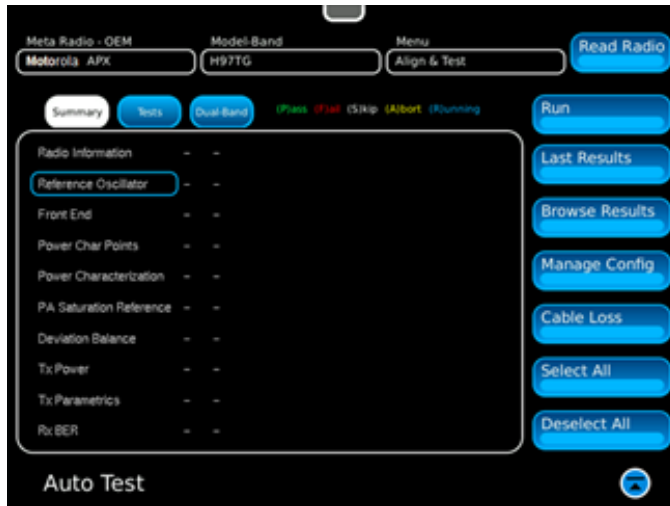
The 8800S is designed for complete automated radio test and alignment for analog and digital radios. Using the accurate instrumentation and high-speed remote command architecture, the 8800S optimizes radio performance in minutes; with minimal human interaction.

Available automated tests and alignments are available for various radio manufacturers, such as Motorola APX™. A complete list of supported manufacturers is provided in the options section.



The 8800S Auto-Test Setup

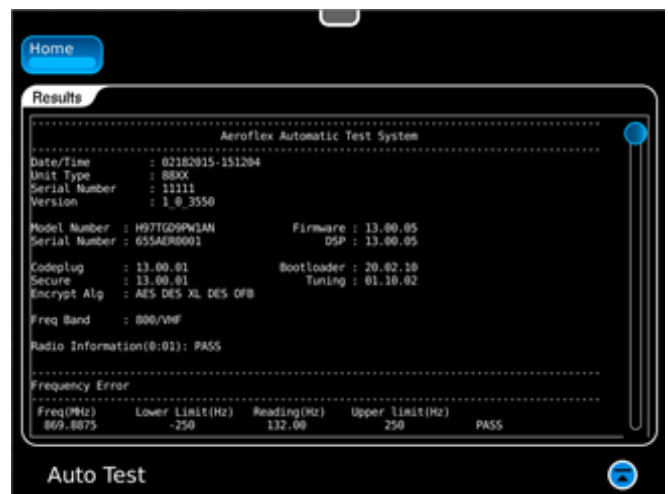
Multiple automated test and alignment options can be installed on the 8800S. Operators are only required to know radio type, such as Motorola APX; not radio model number. The unique “Read Radio” feature queries the radio to gather the specific model number, as well as apply the specific test and alignment parameters for that model number as determined by the manufacturers. Specific tests and alignments can be selected and configured. Pressing “Run” enables the program and executes the selected tests.



The 8800S Auto-Test Summary Setup

The 8800S provides a unique test result for each radio tested. The test result includes Date/Time, Radio Model Number, Serial Number, Firmware Version, and other information uniquely identifying the radio under test. It also includes the specific results of each test and alignment performed.

Test results are automatically stored and can be exported through USB to an external PC for printing and for documentation purposes.



Test Results Summary

## Select 8800S Accessories Overview

### *Soft Case*

114478

The soft case allows full operation of the 8800S while inside the case. The laptop style design is lightweight and provides extra protection during field operation. Storage pockets provide extra space for spare batteries, test cables, etc.



### *Hard Transit Case*

114477

The hard transit case features form-fitted slots for the 8800S, protective cover, precision VSWR/DTF Kit, power supply, 150 W attenuators, spare battery, and more.



### *Precision DTF/VSWR Accessory Kit*

114348

This accessory kit provides all items necessary for accurate and VSWR, Return Loss, and Distance-to-Fault measurement. The kit includes a case, return loss bridge, power divider, 50  $\Omega$  calibrator, and two N-type test cables specifically designed for the 8800S.



### *Bird 5017B Thru-Line Power Sensor*

92793

The Bird 5017 Thru-Line Power Sensor requires 88XXOPT13 and provides simultaneous forward and reverse power measurements up to 500 W and VSWR measurements.



## 8800S Options and Accessories

138803 8800S Digital Radio Test Set

### Standard Accessories

Fuse, 5 A, 32 V, Mini Blade	Power Supply
AC Power Cord - USA	AC Power Cord - China
AC Power Cord - Europe	AC Power Cord - UK
Adapter, N(m) to BNC(f), Qty 3	Front Cover
Internal Battery	

### Options

113334	8800OPT01 DMR
113335	8800OPT02 dPMR
113336	8800OPT03 NXDN
113337	8800OPT04 P25
113338	8800OPT09 ARIB T98
113339	8800OPT10 Tracking Generator
113340	8800OPT11 Occupied Bandwidth
113309	8800OPT12 Internal Precision Power Meter (Meter + Sensor)
113342	8800OPT13 External Precision Thru-Line Meter (for use with Bird WPS Sensor)
113343	8800OPT14 PTC
113344	8800OPT15 AAR Channel Plan
138895	8800OPT05 P25 Phase II
138525	8800OPT101 Kenwood NXDN Auto-Test
138527	8800OPT103 Motorola APX Auto-Test
138528	8800OPT104 Motorola MOTOTRBO™ Auto-Test

### Languages

138235	8800OPT300 Simplified Chinese
138237	8800OPT301 Traditional Chinese
138238	8800OPT302 Spanish
138239	8800OPT303 Portuguese
138236	8800OPT304 Malay/Indonesian

138240	8800OPT305 Korean
138241	8800OPT306 Arabic
138242	8800OPT307 Polish
138243	8800OPT308 Russian
138244	8800OPT309 Japanese
138245	8800OPT310 German
138246	8800OPT311 French

### Accessories

138313	Calibration Certificate - 8800 Series
82560	AC27003 Attenuator - 20 dB/150 W
67076	Spare Internal Battery
114479	External Battery Charger
114477	Hard Transit Case
114478	Soft Carrying Case
114475	Antenna Kit
114348	Precision DTF/VSWR Accessory Kit for 8800
63927	AC25081 Site Survey Software
92793	5017B Bird Power Sensor
114312	Mounting Bracket
112861	Microphone
62404	DC Cord/Cigarette Adapter
63936	AC24009 DMM Test Leads

### Extended Warranties

114481	Extended Standard Warranty 36 Months
114482	Extended Standard Warranty 60 Months
114483	Extended Standard Warranty 36 Months with Scheduled Calibration
114484	Extended Standard Warranty 60 Months with Scheduled Calibration

## Cobham AvComm

10200 W York Street  
Wichita, KS 67215, USA

T: (316) 522-4981 E: [info-test@aeroflex.com](mailto:info-test@aeroflex.com)

[www.cobham.com](http://www.cobham.com)

Part No. 46900/535, Issue 1, 03/15

